

RESOLUTION NO. 49-22
CITY OF CENTERVILLE, OHIO

SPONSORED BY COUNCILMEMBER JoAnne Rau ON
THE 11th DAY OF July, 2022.

A RESOLUTION ACCEPTING THE BID SUBMITTED BY MOTOROLA SOLUTIONS, INC. FOR THE PURCHASE OF BODY WORN AND IN-CAR CAMERAS FOR THE CENTERVILLE POLICE DEPARTMENT AND AUTHORIZING THE CITY MANAGER TO ENTER INTO A CONTRACT IN CONNECTION THEREWITH.

WHEREAS, the City of Centerville received a bid through Sourcewell contract pricing, Sourcewell ID#149173 and contract # 010720-WCH, a state bid consortium according to specifications prepared by the City; and

WHEREAS, pursuant to Ohio Revised Code Section 9.48, the City is allowed to participate in joint purchasing programs such as Sourcewell; and

WHEREAS, under the Sourcewell contracting pricing, Motorola Solutions, Inc., was the low and best bidder in the amount of \$285,200; and

WEREAS, the City has received a grant of \$115,000 from the Ohio Body Worn Camera Grant Program.


NOW, THEREFORE, THE MUNICIPALITY OF CENTERVILLE HEREBY RESOLVES:

Section 1. That the bid submitted by Motorola Solutions, Inc. for the sale of body worn and in-car cameras for the Centerville Police Department to the City of Centerville for a bid price of \$285,200 is hereby accepted, a copy of which is attached hereto, incorporated herein, and Marked Exhibit "A". Applying the grant, the actual five-year cost to the City shall no more than \$170,200.

Section 2. That the City Manager is hereby authorized to do all things necessary to execute a contract with Motorola Solutions, Inc. as stated above.

Section 3. This resolution shall become effective at the earliest date allowed by law.

PASSED this 11th day of July, 2022.



Mayor, City of Centerville, Ohio

ATTEST:



Clerk of Council, City of Centerville, Ohio

CERTIFICATE

The undersigned, Clerk of the Council of the City of Centerville, Ohio hereby certifies that the foregoing is a true and correct copy of Resolution Number 49-22 passed by the Council of the City of Centerville, Ohio on the 11th day of July, 2022.



Clerk of Council

Approved as to form, consistency
with the Charter and Constitutional Provisions.

Department of Law
Scott A. Liberman
Municipal Attorney

Exhibit "A"



CENTERVILLE, CITY OF

Centerville PD (45) Body-Cameras (15) In-Car Cameras; Cloud Storage (CCE)

05/06/2022

05/06/2022

CENTERVILLE, CITY OF
100 W SPRING VALLEY RD
CENTERVILLE, OH 45459

RE: Motorola Quote for Centerville PD (45) Body-Cameras (15) In-Car Cameras; Cloud Storage (CCE)
Dear Lt. Michael Yoder,

Motorola Solutions is pleased to present CENTERVILLE, CITY OF with this quote for quality communications equipment and services. The development of this quote provided us the opportunity to evaluate your requirements and propose a solution to best fulfill your communications needs.

This information is provided to assist you in your evaluation process. Our goal is to provide CENTERVILLE, CITY OF with the best products and services available in the communications industry. Please direct any questions to Matthew Marino at matthew.marino@motorolasolutions.com.

We thank you for the opportunity to provide you with premier communications and look forward to your review and feedback regarding this quote.

Sincerely,

Matthew Marino
Sr. Account Manager

Exhibit "A"



QUOTE-1749963
 Centerville PD (45) Body-Cameras (15)
 In-Car Cameras; Cloud Storage
 (CCE)

Billing Address:
 CENTERVILLE, CITY OF
 100 W SPRING VALLEY RD
 CENTERVILLE, OH 45459
 US

Shipping Address:
 CENTERVILLE, CITY OF
 100 W SPRING VALLEY RD
 CENTERVILLE, OH 45459
 US

Quote Date:05/06/2022
 Expiration Date:08/04/2022
 Quote Created By:
 Matthew Marino
 Sr. Account Manager
 matthew.marino@motorolasolutions.com

End Customer:
 CENTERVILLE, CITY OF
 Lt. Michael Yoder
 MYoder@centervilleohio.gov
 937.428.4777

Contract: 010720-WCH-SOURCEWELL
 Payment Terms: 30 NET

Line #	Item Number	Description	Qty	Term	Sale Price	Ext. Sale Price	Refresh Duration
Video as a Service							
1	WAR-300-CAM-NOF	V300 NO FAULT WRRANTY	15	5 YEAR	Included	Included	
2	SSV00S03096A	COMMANDCENTRAL EVIDENCE UNLIMITED IN CAR STORAGE VAAS*	15	5 YEAR	Included	Included	
3	SSV00S03094A	COMMANDCENTRAL EVIDENCE PLUS SUBSCRIPTION VAAS*	15	5 YEAR	Included	Included	
4	SSV00S03095A	COMMANDCENTRAL EVIDENCE UNLIMITED BODY WORN CAMERA STORAGE VAAS*	15	5 YEAR	Included	Included	
5	BW-V30-10--	V300 BODY WORN CAMERA, MAG CHEST MOUNT	15		Included	Included	3 YEAR
6	VIS-300-BAT-RMV	V300, BATT, 3.8V, 4180MAH	15		\$0.00	\$0.00	



Any sales transaction following Motorola's quote is based on and subject to the terms and conditions of the valid and executed written contract between Customer and Motorola (the "Underlying Agreement") that authorizes Customer to purchase equipment and/or services or license software (collectively "Products"). If no Underlying Agreement exists between Motorola and Customer, then Motorola's Standard Terms of Use and Motorola's Standard Terms and Conditions of Sales and Supply shall govern the purchase of the Products.
 Motorola Solutions, Inc.: 500 West Monroe, United States - 60661 ~ #: 36-1115800

Exhibit "A"



QUOTE-1749963
 Centerville PD (45) Body-Cameras (15)
 In-Car Cameras; Cloud Storage
 (CCE)

Line #	Item Number	Description	Qty	Term	Sale Price	Ext. Sale Price	Refresh Duration
7	IV-ACK-WF-CP-DM	MIKROTIK CONF WIFI POE KIT, DRILL MT	15		Included	Included	
8	AAS-BWC-XFS-DOC	TRANSFER STATION (8 BAY) - 5 YEARS VIDEO-AS-A-SERVICE (\$30 PER MON)	5	5 YEAR	\$1,800.00	\$9,000.00	
9	BW-AAS-V3-TS	6th Transfer Station - Used for Factory	6		Included	Included	
10	AAS-UPL-SVR-001	UPLOAD APPLIANCE - 5 YEARS VIDEO-AS-A-SERVICE (\$100 PER MON)	1	5 YEAR	\$0.00	\$0.00	
11	HDW-UPL-SRV-501	UPLOAD APPLIANCE, SVR 1U, 60 CONCRNT DEV	1		Included	Included	
12	WGW00140-100	EXTENDED WARRANTY, UPLOAD SERVER EL.COM (WGA00421-501), FULL SERVICE ON SITE, 5-YEAR (MONTHS 37-60)	1	5 YEAR	Included	Included	
13	SSV00S01450B	LEARNER LXP SUBSCRIPTION*	1	5 YEAR	Included	Included	
14	SVC-ONS-400-AAS	VAAS MANAGED INSTAL,ONSITE,TRAIN,C ONFIG	1		\$3,500.00	\$3,500.00	
15	IV-ACK-WF-CS-AP	MIKROTIK CONF WIFI KIT SECTOR AP	1		\$0.00	\$0.00	
16	PSV00S01454A	LMS ONBOARDING	1		\$0.00	\$0.00	
17	AAS-M5-BWC-5YR	M500 IN-CAR SYSTEM WITH V300 BODY WORN CAMERA AND COMMAND CENTRAL EVIDENCE - 5 YEARS VIDEO-AS-A-SERVICE (\$205 PER MON)*	15	5 YEAR	\$12,300.00	\$184,500.00	
18	SSV00S03161A	ADDITIONAL USER COMMANDCENTRAL EVIDENCE PLUS SUBSCRIPTION VAAS*	3	5 YEAR	\$0.00	\$0.00	



Any sales transaction following Motorola's quote is based on and subject to the terms and conditions of the valid and executed written contract between Customer and Motorola (the "Underlying Agreement") that authorizes Customer to purchase equipment and/or services or license software (collectively "Products"). If no Underlying Agreement exists between Motorola and Customer, then Motorola's Standard Terms of Use and Motorola's Standard Terms and Conditions of Sales and Supply shall govern the purchase of the Products.
 Motorola Solutions, Inc.: 500 West Monroe, United States - 60661 ~ #: 36-1115800

Exhibit "A"



QUOTE-1749963
 Centerville PD (45) Body-Cameras (15)
 In-Car Cameras; Cloud Storage
 (CCE)

Line #	Item Number	Description	Qty	Term	Sale Price	Ext. Sale Price	Refresh Duration
19	IV-M5-FC-PC-V3W	M500 ICV SYSTEM, V300 WIFI DOCK, SPS*	15		Included	Included	
20	WAR-M500-CAR-2Y	M500 EXTENDED WARRANTY	15	5 YEAR	Included	Included	
Video as a Service							
21	AAS-BWC-5YR-001	V300 BODY WORN CAMERA AND COMMAND CENTRAL EVIDENCE - 5 YEARS VIDEO-AS-A-SERVICE (\$49 PER MON)	30	5 YEAR	\$2,940.00	\$88,200.00	
22	SSV00S03094A	COMMANDCENTRAL EVIDENCE PLUS SUBSCRIPTION VAAS*	30	5 YEAR	Included	Included	
23	SSV00S03095A	COMMANDCENTRAL EVIDENCE UNLIMITED BODY WORN CAMERA STORAGE VAAS*	30	5 YEAR	Included	Included	
24	BW-V30-10--	V300 BODY WORN CAMERA, MAG CHEST MOUNT	30		Included	Included	3 YEAR
25	WAR-300-CAM-NOF	V300 NO FAULT WARRANTY	30	5 YEAR	Included	Included	

Grand Total **\$285,200.00(USD)**

Pricing Summary

	Sale Price	Prorated Price
Upfront Costs for Hardware, Accessories and Implementation (if applicable), plus Subscription Fee	\$59,840.00	\$0.00
Year 2 Subscription Fee	\$56,340.00	\$0.00
Year 3 Subscription Fee	\$56,340.00	\$0.00
Year 4 Subscription Fee	\$56,340.00	\$0.00
Year 5 Subscription Fee	\$56,340.00	\$0.00
Grand Total System Price	\$285,200.00	\$0.00



Any sales transaction following Motorola's quote is based on and subject to the terms and conditions of the valid and executed written contract between Customer and Motorola (the "Underlying Agreement") that authorizes Customer to purchase equipment and/or services or license software (collectively "Products"). If no Underlying Agreement exists between Motorola and Customer, then Motorola's Standard Terms of Use and Motorola's Standard Terms and Conditions of Sales and Supply shall govern the purchase of the Products.
 Motorola Solutions, Inc.: 500 West Monroe, United States - 60661 ~ #: 36-1115800



QUOTE-1749963
Centerville PD (45) Body-Cameras (15)
In-Car Cameras; Cloud Storage
(CCE)

Notes:

- Additional information is required for one or more items on the quote for an order.
- This quote contains items with approved price exceptions applied against them.
- Unless otherwise noted, this quote excludes sales tax or other applicable taxes (such as Goods and Services Tax, sales tax, Value Added Tax and other taxes of a similar nature). Any tax the customer is subject to will be added to invoices.
- Unless otherwise noted in this quote / order, installation of equipment is not included.





QUOTE-1749963
Centerville PD (45) Body-Cameras
(15) In-Car Cameras; Cloud Storage
(CCE)

VIDEO-AS-A-SERVICE OVERVIEW

Video-as-a-Service (VaaS) is a subscription-based solution that provides agencies with Motorola's industry-leading evidence collection and management tools. VaaS provides agencies access to high-definition camera systems and the industry's only fully end-to-end digital evidence management ecosystem. Included in this quote is access to CommandCentral Evidence, which includes several applications that enable a single, streamlined workflow.



When combined into a single solution, these tools enable officers in the field to easily capture, record, and upload evidence, as well as efficiently manage and share that evidentiary data. Because Video-as-a-Service requires no up-front purchase of equipment or software, it provides a simple way to quickly deploy and begin using a complete camera and evidence management solution for a per-device charge, billed quarterly.





QUOTE-1749963
Centerville PD (45) Body-Cameras
(15) In-Car Cameras; Cloud Storage
(CCE)

V300 BODY-WORN CAMERA SOLUTION DESCRIPTION

The WatchGuard V300 HD Body-Worn Camera captures clear video and audio of every encounter from the user's perspective. Its continuous-operation capabilities allow constant recording, helping the user to capture every detail of each situation and create a reliable library of evidence for case-building and review.

The V300 is easy to operate, with four control buttons. Its built-in Record-After-the-Fact® (RATF) technology enables the device to capture important video evidence that can be retrieved hours or days after an incident occurs, even if a recording is not triggered by the user or sensor. With RATF, officers can prioritize response to immediate threats over manually activating their camera.



KEY FEATURES OF THE V300

- **Detachable Battery** - The V300's detachable battery allows officers to switch to a fully-charged battery if their shift goes longer than expected. And since batteries can charge without being attached to a camera, they can be kept fully charged and ready to go in a dock for use. This feature is especially helpful for agencies that share cameras among multiple officers.
- **Wireless Uploading** - Recordings made by the V300 can be uploaded to your agency's evidence management system via WiFi or LTE networks. This enables easy transfer of critical recordings to headquarters for immediate review or long-term storage.
- **Data Encryption** - The V300 uses FIPS-140-2 compliant encryption at rest and in transit. This ensures that recordings made by your agency's officers are secure from unauthorized access.
- **Record-After-The-Fact®** - Our patented Record-After-the-Fact® technology records even when the recording function isn't engaged. These recordings are uploaded to the evidence management system and allow users to review important evidence that was captured days before.
- **Natural Field of View** - The V300 eliminates the fisheye effect from wide-angle lenses that warps video footage. Distortion correction ensures a clear and complete evidence review process.
- **SmartControl Application** - Motorola's SmartControl Application allows V300 users to tag and preview video, livestream from the camera to the app, adjust vertical field of view, and change camera settings. This application is available for iOS and Android.
- **In-Field Tagging** - The V300 enables easy in-field event tagging. It allows officers to view event tags and save them to the appropriate category directly from the camera or via smartphone application. This is made easier in conjunction with an integrated in-car video recording system.
- **Auto Activation** - Multiple paired V300 cameras and in-car systems can form a recording group, which can automatically start recording when one of the group devices starts a recording. They can be configured to initiate group recording using triggers like lights, sirens, doors, gun racks, and other auxiliary inputs. Up to eight V300 cameras can also collaborate on recordings without an in-car system, using similar triggers. Group recordings are uploaded and automatically linked in DEMS as part of one incident.



Any sales transaction following Motorola's quote is based on and subject to the terms and conditions of the valid and executed written contract between Customer and Motorola (the "Underlying Agreement") that authorizes Customer to purchase equipment and/or services or license software (collectively "Products"). If no Underlying Agreement exists between Motorola and Customer, then Motorola's Standard Terms of Use and Motorola's Standard Terms and Conditions of Sales and Supply shall govern the purchase of the Products.



QUOTE-1749963
Centerville PD (45) Body-Cameras
(15) In-Car Cameras; Cloud Storage
(CCE)

V300 AND IN-CAR VIDEO INTEGRATION

The V300 integrates seamlessly with the M500 and 4RE In-Car Video System, capturing video of an incident from multiple vantage points. With these in-car video systems, all critical functions are never more than three taps away. This integration includes the following features:

- **Distributed Multi-Peer Recording** - Multiple V300 cameras and in-car systems can form a recording group and, based on configuration, automatically start recording when one of the group devices begins recording. Group recordings are uploaded and automatically linked in DEMS as part of one incident.
- **Automatic Tag Pairing** - Recordings captured by integrated in-car systems and V300 cameras can be uploaded to DEMS with the same tags automatically. From the in-car system's display, the videos can be saved under the appropriate tag category. The tag is then automatically shared with the V300 video and is uploaded as part of one incident, along with the officer's name.
- **Evidence Management Software** - When body-worn and in-car cameras both record the same incident, Motorola's evidence management software automatically links those recordings based on officer name, date, and time overlap associated with the devices.
- **Additional Audio Source** - The V300 can serve as an additional audio source when integrated with the in-car video system. The V300 also provides an additional view of the incident and inherits the event properties of the in-car system's record, such as officer name, event category, and more, based on configuration.

V300 AND APX RADIO INTEGRATION

Motorola's APX two-way radios and the V300 Body-Worn Cameras are able to work together to capture video evidence. When the APX's emergency mode button is pressed, the V300 is automatically triggered to capture video evidence. The recording will continue until stopped by the officer via the start/stop button on the V300 or group in-car video system.

HOLSTER AWARE INTEGRATION

V300 integrates with Holster Aware, a holster sensor that automatically prompts the V300 to record the moment holstered equipment is drawn. All sensor and V300 associations can be managed within any DEMS. This sensor allows officers to record high-stress events as they unfold, without having to sacrifice situational awareness by manually activating the V300.





QUOTE-1749963
Centerville PD (45) Body-Cameras
(15) In-Car Cameras; Cloud Storage
(CCE)

DOCKING STATIONS

The V300 has three docking options:



Transfer Station - The Transfer Station is built for large, multi-location agencies with large numbers of V300 cameras in service at any given time. It can charge up to eight fully assembled cameras or individual battery packs. Each of the eight docking slots includes an LED indication of battery charging status and upload status. While a V300 is being charged, the Transfer Station can automatically offload its recording to Evidence Management Solution via an integrated 10Gb/1Gb connection to the local area network (LAN). The Transfer Station connects directly to the local area network for fast offload of recorded events to storage while charging the camera battery. The Transfer Station supports comprehensive device management capabilities, such as camera configuration, checkout and officer assignment options; rapid checkout, kiosk, and individual camera checkout; automatic firmware and configuration updates.



USB Base - The USB Base charges the battery of a single V300 camera or a standalone battery pack. The USB Base can be mounted in a vehicle or attached to a desktop or Mobile Data Computer, with 12V or a USB connection for power. It has LED indications of battery charging status and upload, and an ambient light sensor for optimal LED brightness control, from the bright sunlight, to the dim interior of a patrol car. When connected to a laptop or desktop, the USB Base can be used to upload recordings to an evidence management system, receive firmware and configuration updates.



Wi-Fi Base - The Wi-Fi Base is mounted in the vehicle. It facilitates V300 upload of evidence to evidence management system, firmware updates, communication between V300 and in-car group devices, charges fully assembled V300 cameras or individual battery packs and more. It has LED indications of battery charging status and upload, and an ambient light sensor for optimal LED brightness control, from the bright sunlight, to the dim interior of a patrol car.



Any sales transaction following Motorola's quote is based on and subject to the terms and conditions of the valid and executed written contract between Customer and Motorola (the "Underlying Agreement") that authorizes Customer to purchase equipment and/or services or license software (collectively "Products"). If no Underlying Agreement exists between Motorola and Customer, then Motorola's Standard Terms of Use and Motorola's Standard Terms and Conditions of Sales and Supply shall govern the purchase of the Products.



QUOTE-1749963
Centerville PD (45) Body-Cameras
(15) In-Car Cameras; Cloud Storage
(CCE)

M500 IN-CAR VIDEO SYSTEM SOLUTION DESCRIPTION

The M500 In-Car Video System is the first AI-enabled in-car video solution for law enforcement. It combines Motorola's powerful camera technology with our industry-leading digital evidence management software (DEMS), to improve the quality of evidence collected and streamline the data sharing process throughout investigation.

VIDEO RECORDING AND CAPTURE

Equipped with high-definition front and cabin cameras with configurable recording resolution of up to 1080p, the M500 creates a reliable record of evidence that can be uploaded to your DEMS solution from any location with a cellular or Wi-Fi signal.

It is equipped with patented Record-After-the-Fact (RATF) technology, which ensures continuous recording from both front and cabin perspectives whenever the camera is on, even if the recording function isn't manually engaged. All RATF data is automatically uploaded to DEMS, for easy review and data capture whenever it is needed.

DISPLAY AND USER INTERFACE

The M500 system features a 5" control panel with a bright, clear display. It offers an icon-driven interface and intuitive controls to streamline field operations. Users can execute any function on the device within three taps of the screen.

AUTOMATIC RECORDING FUNCTIONALITY

Users can program various sensors to activate a new recording. These sensors include emergency lights, sirens, auxiliary inputs, wireless microphones, vehicle speed, and crash detection. When these sensors are triggered, the integrated cameras automatically start recording, allowing officers to capture video evidence without manually activating any cameras.

INTEGRATION WITH V300

The M500 integrates with the V300 Body-Worn Camera for synchronized recording and playback, as well as wireless uploading. Whenever one camera in a group is activated, the Group Recording function enables other cameras in that group within Wi-Fi range to join in on a group recording for easy capture of all available information. Video evidence on a V300 Body-Worn Camera can be uploaded to your evidence management system via an in-car LTE network.



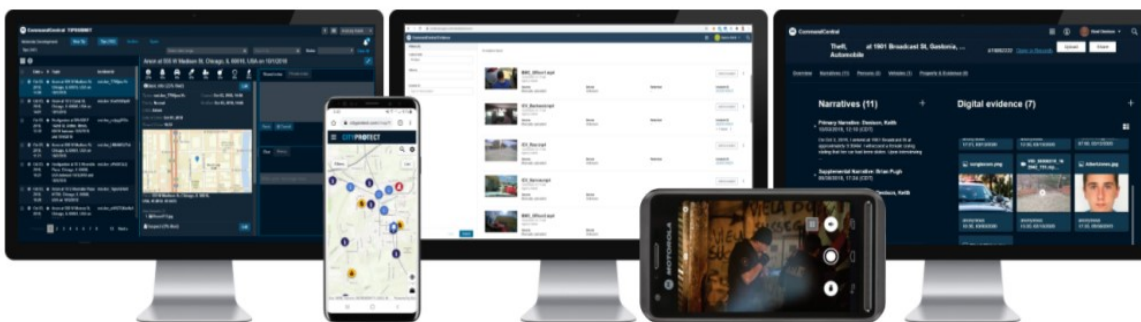


QUOTE-1749963
Centerville PD (45) Body-
Cameras (15) In-Car
Cameras; Cloud Storage

COMMANDCENTRAL EVIDENCE PLUS SOLUTION DESCRIPTION


OVERVIEW

CommandCentral Evidence provides a suite of digital evidence management tools that help users contain, organize, and act on large amounts of incoming multimedia. These tools streamline the collection, capture, storage, and sharing of data from a single location. By centralizing digital evidence storage and management, CommandCentral Evidence removes data silos and helps users get the most out of their critical information.



Users access all case content from a single, cloud-based location. Cases integrate records and evidence content, allowing users to view all media associated with a case. These cloud-based tools help users account for all evidence regardless of source. CommandCentral Evidence makes it easy to secure and share content with chain of custody intact to improve collaboration.

CommandCentral Evidence is available without any upfront investment. Monthly subscription service costs include the software and video storage. And CommandCentral Evidence uses the Azure GovCloud, securing data at rest and in transit to protect communications. This complies with CJIS guidelines and the NIST framework, audited annually against the Service Organization Control 1 and 2 reporting framework.



Any sales transaction following Motorola's quote is based on and subject to the terms and conditions of the valid and executed written contract between Customer and Motorola (the "Underlying Agreement") that authorizes Customer to purchase equipment and/or services or license software (collectively "Products"). If no Underlying Agreement exists between Motorola and Customer, then Motorola's Standard Terms of Use and Motorola's Standard Terms and Conditions of Sales and Supply shall govern the purchase of the Products.

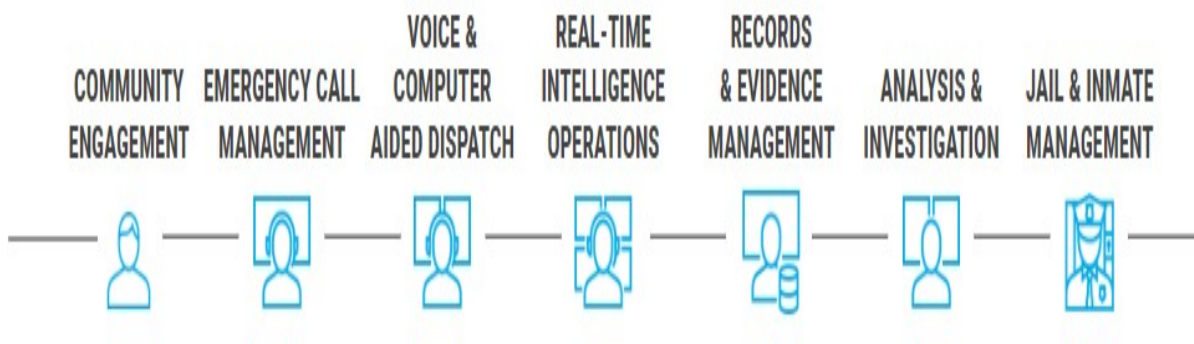


QUOTE-1749963
Centerville PD (45) Body-Cameras (15) In-Car Cameras; Cloud Storage

THE COMMANDCENTRAL PLATFORM

CommandCentral is an end-to-end platform of interconnected solutions that unify data and streamline public safety workflows from a tip or call to case closure. Through single sign-on capabilities, your personnel can access all CommandCentral software applications with one agency username and password for a more streamlined workflow. The CommandCentral platform puts your agency's data to better use, improves safety for critical personnel, and helps keep your focus on the communities you serve.

CommandCentral evolves over time, maximizing the value of existing investments while adopting new capabilities that better meet your personnel's growing needs. With cloud-based services and an agile development methodology through constant user feedback, Motorola Solutions can deliver new features and functionality in a more manageable, non-intrusive way.

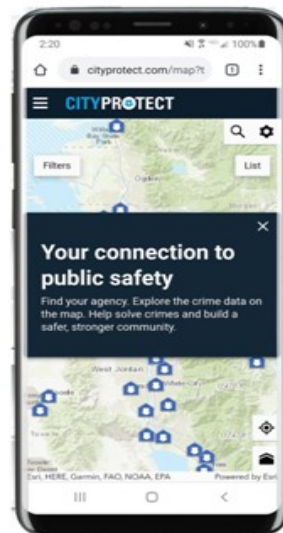


The CommandCentral End-to-End Platform

Community Interaction Tools

CommandCentral Evidence provides a set of Community Interaction tools to enhance the partnership between your agency and the public. This solution is the foundation for transparent community engagement by streamlining the flow of data between your agency and the people you serve. The toolkit helps build public trust and increases the value of community intelligence. As a result, your agency gains new ways to connect with the public, building collaboration and transparency.

Community interaction centers around CityProtect.com. This mobile-friendly webpage offers citizens a centralized set of tools to contribute to public safety. The tools and forms within CityProtect enable you to create a dialogue with your community and promote the value of citizen intelligence. Sharing and receiving important data is streamlined to make engagement easier.



Any sales transaction following Motorola's quote is based on and subject to the terms and conditions of the valid and executed written contract between Customer and Motorola (the "Underlying Agreement") that authorizes Customer to purchase equipment and/or services or license software (collectively "Products"). If no Underlying Agreement exists between Motorola and Customer, then Motorola's Standard Terms of Use and Motorola's Standard Terms and Conditions of Sales and Supply shall govern the purchase of the Products.



QUOTE-1749963
Centerville PD (45) Body-
Cameras (15) In-Car
Cameras; Cloud Storage

AGENCY PAGE

CommandCentral Evidence provides a dedicated, public-facing webpage for your agency. This customizable page offers a unique URL to serve as the hub for community interaction with access to the tools for the public to connect with your agency.

The agency page shows quick, rotating messages—bulletins (up to five 244-character messages)—to keep the public informed. Your agency will control the order, schedule, and expiration date of these bulletins. The page also integrates an agency's social media feeds to further unify communications.

PUBLIC SUBMISSIONS

With CommandCentral Evidence, the public can submit information online with an easy-to-use interface. There are multiple self-service form options for online submissions, such as anonymous tips, public information requests, and non-emergency submissions. Your agency will decide which of these forms to deploy and how to personalize these forms with built-in form management tools. The public can submit tips using these forms on CityProtect, or via anonymous SMS communication. Together, these submissions help agencies build a more accurate operating picture. TipManager manages these submissions in a central location and saves digital content in CommandCentral Evidence. This streamlines public-provided content with officer-captured evidence in a single repository.

DIGITAL EVIDENCE COLLECTION

CommandCentral Evidence's digital evidence collection features allows your agency to collect case-specific digital media from any source without needing a personal device or physical storage, such as CDs, USBs, or other devices checked into physical evidence stores. Digital files are automatically added and tagged within the application, making access to specific information easy and efficient.

CRIME MAP

Crime Map is built into the CityProtect home page. Crime Map automatically publishes crime data and incident information from your CAD or RMS or CAD system to an interactive, online map. This map keeps the public informed of local crime activity and offers visibility into your operations. Crime Map also provides the following:

- Incident data display with up to hourly updates.
- Primary Agency shapefile.
- Sex offender listing options.
- Crime data download option and action link.

CAMERA REGISTRATION

Camera Registration allows citizens to register their residential or commercial security cameras in CityProtect. Each community member can create a free CityProtect user account to manage their camera information. Your agency can then access the location of these cameras and contact the owner for potential video evidence. The data from these accounts is visualized in a variety of CommandCentral applications.



Any sales transaction following Motorola's quote is based on and subject to the terms and conditions of the valid and executed written contract between Customer and Motorola (the "Underlying Agreement") that authorizes Customer to purchase equipment and/or services or license software (collectively "Products"). If no Underlying Agreement exists between Motorola and Customer, then Motorola's Standard Terms of Use and Motorola's Standard Terms and Conditions of Sales and Supply shall govern the purchase of the Products.



QUOTE-1749963
Centerville PD (45) Body-
Cameras (15) In-Car
Cameras; Cloud Storage

FIELD RESPONSE APPLICATION

CommandCentral Evidence features a mobile application that allows users to capture video, images, and audio from the field. The application provides advanced camera controls to help users control what is captured. Integrated metadata population and tagging provides immediate access of content in the Digital Evidence Management application. This isolation ensures evidence is not accessible by other apps and ensures an uncompromised chain of custody from the moment of capture.

This application is a capture source for officers, detectives, command staff, supervisors and other law enforcement personnel. The application's user interface exists in the same ecosystem as the Digital Evidence Management tool. The field response application is available on iOS and Android.

RECORDS MANAGEMENT

CommandCentral Evidence's record management capabilities allow users to quickly and easily search video, audio, images, and other digital content. It then stores that data in a central cloud-based location, streamlining access and management across your organization to reduce the complexities of record management. As a result, this solution helps save your personnel valuable time and allows them to focus on critical tasks.

Records Management offers users the following features to benefit management workflows:

- Consolidated Record View – Enter and view incident data, officer narrative, and digital evidence with one user interface, allowing officers to spend more time in the field.
- Task Creation and Assignment – View, create, and assign tasks or projects for the day as part of the Insights Dashboard. This helps build and close cases faster by tracking progress and assigning ownership to activities.
- Unified Search – Find specific information faster by searching across all agency data.
- Master Indexes – Validate data on persons, vehicles, and organizations against the master indexes. For example, agencies can verify that an arrested person, person of interest, or suspect's information is accurate.
- Compliance Verification – Prompt officers for the information they need so you can check reports before submission and save response time.
- Record Quality Control – Keep data clean by identifying, merging, and de-duplicating records automatically.
- Trusted Agency Sharing – Remain in control of your data when you share case information with other agencies.
- Judicial Case Sharing – Share validated evidence items with trusted judicial partners for use in court, with a verifiable chain of custody.
- Crime Predictions in Dashboard – Monitor activity and set threshold alerts to identify and address crime trends.
- Data Insights Reporting – Access critical insight with pre-built reports and dashboards to make data-driven decisions.

DIGITAL EVIDENCE MANAGEMENT



Any sales transaction following Motorola's quote is based on and subject to the terms and conditions of the valid and executed written contract between Customer and Motorola (the "Underlying Agreement") that authorizes Customer to purchase equipment and/or services or license software (collectively "Products"). If no Underlying Agreement exists between Motorola and Customer, then Motorola's Standard Terms of Use and Motorola's Standard Terms and Conditions of Sales and Supply shall govern the purchase of the Products.



QUOTE-1749963
Centerville PD (45) Body-
Cameras (15) In-Car
Cameras; Cloud Storage

CommandCentral Evidence's digital evidence management tools streamline collecting, securing, and managing multimedia evidence. These tools simplify how a secure digital evidence library is built by incorporating data from multiple sources into a unified evidence storage framework. Users can upload digital evidence from a variety of sources to quickly build cases. Evidence stored within the tool is easy to search, correlate, and review alongside other case-related information from your CAD or RMS database. Relevant content can be marked and intelligently sorted to quickly locate critical information from a central touchpoint. This unified storage framework allows personnel to make informed decisions from an organized and complete case evidence view, while offering an access control system to allow only authorized personnel to view sensitive information.

STORE AND MANAGE

CommandCentral Evidence simplifies building a secure digital evidence library by incorporating data from multiple sources into a unified evidence storage framework. Users can upload digital evidence files from a variety of sources to build cases. Products from Motorola Solutions, such as body-worn cameras, in-car cameras, the mobile field response application, and other CommandCentral software, automatically transmit data to Digital Evidence Management. This saves the time and effort needed to manually upload files. Once the content is securely stored, content management is more efficient.

Digital Evidence Management streamlines content management workflows, with tags and metadata that make it easier to correlate, search, and manage evidence. The application automatically links evidence based on the tags and metadata attached to those files, helping users find additional contextual information on an incident and build cases quickly. Users can search and filter content to locate additional relevant data to link to a case or incident. To quickly access evidence items that they frequently need to reference, users can group or bookmark files within the interface.

CommandCentral Evidence provides unlimited storage for events captured by the WatchGuard video systems where the applied data retention period does not exceed one year for non-evidentiary recordings or 10 years for evidentiary recordings (recordings associated with a case). Additionally, the video recording policy must be event-based (policies that require officers to record their entire shift will not qualify for this plan). For non-camera data storage (data not captured by the body camera and/or in-car system), agencies receive 50GB of storage per device, per month, pooled across all devices in the program.

INTERFACE SERVER REQUIREMENTS

A customer-provided virtual machine is required to support the interface. The virtual machine must meet the following minimum specifications:

- Access to Customer-Provided Internet.

The customer-provided virtual machine will allow CloudConnect to be installed to enable CommandCentral cloud applications to connect to on-premises applications, like CAD/RMS systems.





QUOTE-1749963
Centerville PD (45) Body-Cameras
(15) In-Car Cameras; Cloud Storage
(CCE)

COMMANDCENTRAL EVIDENCE PLUS STATEMENT OF WORK

OVERVIEW

The Statement of Work (SOW) defines the principal activities and responsibilities of Motorola Solutions, Inc. ("Motorola Solutions") and the Customer. Motorola Solutions and the Customer will work to complete their respective responsibilities in accordance with the mutually agreed upon governing schedule. Any changes to the governing schedule will be mutually agreed upon via the change provision of the Agreement.

AGENCY AND USER SETUP

The Customer's agency(s) and CommandCentral users must be provisioned within the CommandCentral cloud platform using the CommandCentral Admin tool. The provisioning process allows the agency(s) to define the specific capabilities and permissions of each user.

Motorola Solutions Responsibilities

- Use the CommandCentral Admin tool to establish the Customer and the Customer's agency(s) within the CommandCentral cloud platform. This activity is completed during the order process.
- Provision agency's CommandCentral initial users and permissions.

Customer Responsibilities

- Identify a System Administrator(s).
- Ensure all System Administrators complete the CommandCentral Admin training.
- Use the CommandCentral Admin tool to setup CommandCentral administration and user passwords, and provision agency's CommandCentral users and permissions.

Completion Criteria

Initial agencies and users have been configured.

COMMUNITY INTERACTION TOOL

Motorola Solutions enables the Community Interaction Tool during the order process.

Motorola Solutions Responsibilities

- Refer to Agency and User Setup section of SOW.
- Connect Customer incident data ingest.

Customer Responsibilities

- Provision policies and procedures, tags, retention periods, and user permissions.
- Configure Community Interaction Tool settings (location of agency pin, shape of agency, keywords, agency page, URL, which forms to deploy).
- Provide access to Motorola Solutions' team to connect incident data ingest.



Any sales transaction following Motorola's quote is based on and subject to the terms and conditions of the valid and executed written contract between Customer and Motorola (the "Underlying Agreement") that authorizes Customer to purchase equipment and/or services or license software (collectively "Products"). If no Underlying Agreement exists between Motorola and Customer, then Motorola's Standard Terms of Use and Motorola's Standard Terms and Conditions of Sales and Supply shall govern the purchase of the Products.



QUOTE-1749963
Centerville PD (45) Body-Cameras
(15) In-Car Cameras; Cloud Storage
(CCE)

Completion Criteria

Community Interaction Tool subscription enabled.

RECORDS MANAGEMENT

This document describes the activities required to ensure access to the subscription software and the Customer's provisioning activities.

Records Management features preconfigured Incident Forms and standard Workflows. As a result, minimal configuration work is required prior to operation.

Motorola Solutions Responsibilities

- Refer to the Agency and User Setup section of SOW.

Customer Responsibilities

- Provision all required custom Offence Codes using the CommandCentral user interface.

Completion Criteria

Records Management enabled and offence codes provisioned.

DIGITAL EVIDENCE MANAGEMENT

Motorola Solutions will discuss industry best practices, current operations environment, and subsystem integration in order to determine the optimal configuration for Digital Evidence Management. Motorola Solutions enables the subscription during the order process.

Note that while Digital Evidence Management is capable of interfacing with a variety of data sources, any additional interfaces are not included in this implementation.

Motorola Solutions Responsibilities

- Refer to the Agency and User Setup section of SOW.
- Connect Customer incident data ingest.
- If a hybrid on-premise and cloud solution is included, configure Evidence Library to Digital Evidence Management interface(s) to support the functionality described in the Solution Description.
- Integrate Records Management with Digital Evidence Management.

Customer Responsibilities

- Provision policies, procedures, and user permissions.
- Configure Digital Evidence Management settings.
- Provide access to Motorola Solutions' team to connect incident data ingest.

Completion Criteria

Digital Evidence Management subscription enabled. Configured to provide the end-to-end solution for the Customer.





QUOTE-1749963
Centerville PD (45) Body-Cameras
(15) In-Car Cameras; Cloud Storage
(CCE)

FIELD RESPONSE APPLICATION

The Field Response Application provides Android / iOS multimedia capture allowing a smartphone to send data to Digital Evidence Management .

Motorola Solutions Responsibilities

- None.

Customer Responsibilities

- Download "CommandCentral Capture" Application from App Store.
- Determine if video can be uploaded to Digital Evidence Management via WiFi and cellular network or WiFi only.
- Set confirmation parameters in Digital Evidence Management Admin.
- Determine specific video resolution or a range of resolutions.

Completion Criteria

Work is considered complete upon Customer successfully installing application. The Field Response Application is configured and data is being received in Digital Evidence Management.

THIRD-PARTY INTERFACES

The delivery, installation, and integrations of interfaces may be an iterative series of activities depending upon access to third-party systems. If proposed, interfaces will be installed and configured in accordance with the schedule.

Connectivity will be established between CommandCentral systems and the external and/or third-parties to which they will interface. Motorola Solutions will configure CommandCentral systems to support each contracted interface. The Customer is responsible for engaging third-party vendors if and as required to facilitate connectivity and testing of the interface(s).

Motorola Solutions Responsibilities

- Develop interface(s) in accordance with the Solution Description.
- Establish connectivity to external and third-party systems.
- Configure interface(s) to support the functionality described in the Solution Description.
- Perform functional validation to confirm each interface can transmit and or receive data in accordance with the Interface Feature Description (IFD).

Customer Responsibilities

- Act as liaison between Motorola Solutions and third-party vendors or systems as required to establish connectivity with Digital Evidence Management.
- Provide personnel proficient with and authorized to make changes to the network and third-party systems to support Motorola Solutions' interface installation efforts.
- Provide network connectivity between Digital Evidence Management and the third-party systems.
- Provide requested information on API, SDKs, data schema, and any internal and third-party documents necessary to establish interfaces with all local and remote systems and facilities within 10 days of the Interface Engagement Meeting.
- Adhere to the requirements presented in the IFD.



Any sales transaction following Motorola's quote is based on and subject to the terms and conditions of the valid and executed written contract between Customer and Motorola (the "Underlying Agreement") that authorizes Customer to purchase equipment and/or services or license software (collectively "Products"). If no Underlying Agreement exists between Motorola and Customer, then Motorola's Standard Terms of Use and Motorola's Standard Terms and Conditions of Sales and Supply shall govern the purchase of the Products.



QUOTE-1749963
Centerville PD (45) Body-Cameras
(15) In-Car Cameras; Cloud Storage
(CCE)

Motorola Solutions Deliverables

Contracted Interface(s).

Completion Criteria

Connectivity is established between CommandCentral systems and the external and/or third-parties using said interface.

Unknown circumstances, requirements, and anomalies at the time of initial design can present difficulties in interfacing CommandCentral Vault to some third-party applications. These difficulties could result in a poorly performing or even a non-functional interface. At such time that Motorola Solutions is provided with information and access to systems, we will be able to mitigate these difficulties. If Motorola Solutions mitigation requires additional third-party integration, application upgrades, API upgrades, and/or additional software licenses those costs will need to be addressed through the change provision of the contract.

TRAINING

CommandCentral online training is made available to you via Motorola Solutions Software Enterprise Learning eXperience Portal (LXP). This subscription service provides you with continual access to our library of online learning content and allows your users the benefit of learning at times convenient to them. Content is added and updated on a regular basis to keep information current. All Motorola Solutions tasks are completed remotely and enable the Customer to engage in training when convenient to the user.

LXP Administrators are able to add/modify users, run reports, and add/modify groups within the panorama.

Motorola Solutions Responsibilities

- Initial setup of Panorama and addition of administrators.
- Provide instruction to the Customer LXP Administrators on:
 - Adding and maintaining users.
 - Adding and maintaining Groups.
 - Assign courses and Learning Paths.
 - Running reports.

Customer Responsibilities

- Go to <https://learningservices.motorolasolutions.com> and request access if you do not already have it.
- Complete LXP Administrator training.
- Advise users of the availability of the LXP.
- Add/modify users, run reports and add/modify groups.

Completion Criteria

Work is considered complete upon conclusion of Motorola Solutions-provided LXP Administrator instruction.





QUOTE-1749963
Centerville PD (45) Body-Cameras
(15) In-Car Cameras; Cloud Storage

Panorama – A panorama is an individual instance of the LXP that provides autonomy to the agency utilizing. (CCE)

Groups – A more granular segmentation of the LXP that are generally utilized to separate learners of like function (dispatchers, call takers, patrol, firefighter). These may also be referred to as clients within the LXP.

Learning Path – A collection of courses that follow a logical order, may or may not enforce linear progress.

Customer Responsibilities

- Supply a suitably configured classroom with a workstation for the instructor and at least one workstation for every two students.
- Designate training representatives who will work with the Motorola Solutions trainers in the development and delivery of training.

Motorola Solutions Deliverables

- Classroom Training Materials, Attendance Rosters.

Completion Criteria

Work is considered complete upon conclusion of Motorola Solutions provided Train the Trainer training.

Motorola Solutions offers many training courses pertaining to the Customer's solution. Motorola Solutions will provide specific training courses in the welcome email provided after implementation.

TRANSITION TO SUPPORT AND CUSTOMER SUCCESS

Following the completion of the activation of CommandCentral components, implementation activities are complete. The transition to the Motorola Solutions' support organization completes the implementation activities.

Customer Success is the main point of contact as you integrate this solution into your agency's business processes. Our team will work with you to ensure CommandCentral Evidence has met your expectations and that the solution satisfies your goals and objectives. Contact Customer Success at CommandCentralCS@motorolasolutions.com.

Our Customer Support team will be the point of contact for technical support concerns you might have and can be reached either by phone at 1-800-MSI-HELP (option x4, x4, x3) or by emailing support-commandcentral@motorolasolutions.com.

Motorola Solutions Responsibilities

- Provide the Customer with Motorola Solutions support engagement process and contact information.
- Gather contact information for the Customer users authorized to engage Motorola Solutions support.





QUOTE-1749963
Centerville PD (45) Body-Cameras
(15) In-Car Cameras; Cloud Storage
(CCE)

Customer Responsibilities

- Provide Motorola Solutions with specific contact information for those users authorized to engage Motorola Solutions' support.
- Engage the Motorola Solutions support organization as needed.

Completion Criteria

Conclusion of the handover to support and the implementation is complete.





QUOTE-1749963
Centerville PD (45) Body-
Cameras (15) In-Car
Cameras; Cloud Storage

VIDEO EVIDENCE STATEMENT OF WORK

Overview

In accordance with the terms and conditions of the Agreement, this Statement of Work ("SOW") defines the principal activities and responsibilities of all parties for the delivery of the Motorola Solutions, Inc. ("Motorola") system as presented in this offer to the Customer (hereinafter referred to as "Customer"). For the purposes of this SOW, Motorola may include our affiliates, subcontractors, and third-party partners, as the case may be.

Deviations and changes to this SOW are subject to mutual agreement between Motorola and the Customer and will be addressed in accordance with the change provisions of the Agreement.

Unless specifically stated, Motorola work will be performed remotely. Customer will provide Motorola resources with direct network access sufficient to enable Motorola to fulfill its delivery obligations.

The number and type of software or subscription licenses, products, or services provided by or on behalf of Motorola are specifically listed in the Agreement and any reference within this SOW, as well as subcontractors' SOWs (if applicable), does not imply or convey a software or subscription license or service that is not explicitly listed in the Agreement.

AWARD, ADMINISTRATION, AND PROJECT INITIATION

Project Initiation and Planning will begin following execution of the Agreement.

Following the conclusion of the Welcome/IT Call, Motorola project personnel will communicate additional project information via email, phone call, or additional ad-hoc meetings.

Motorola utilizes Google Meet as its teleconference tool. If Customer desires a different teleconference tool, Customer may provide a mutually agreeable alternate tool at Customer expense.

PROJECT MANAGEMENT TERMS

The following project management terms are used in this SOW. Since these terms may be used differently in other settings, these definitions are provided for clarity.

Deployment Date(s) refers to any date or range of dates when implementation, configuration, and training will occur. The deployment date(s) is subject to change based on equipment or resource availability and Customer readiness.

COMPLETION CRITERIA

Motorola Integration Services are complete upon Motorola performing the last task listed in a series of responsibilities or as specifically stated in the deployment checklist. Certain Customer tasks, such as hardware installation activities identified in Section 1.9 of this SOW, must be completed prior to Motorola commencing with its delivery obligations. Customer will provide Motorola written notification that it does not accept the completion of Motorola responsibilities or rejects a Motorola service deliverable within five business days of task completion or receipt of a deliverable, whichever may be applicable.



Any sales transaction following Motorola's quote is based on and subject to the terms and conditions of the valid and executed written contract between Customer and Motorola (the "Underlying Agreement") that authorizes Customer to purchase equipment and/or services or license software (collectively "Products"). If no Underlying Agreement exists between Motorola and Customer, then Motorola's Standard Terms of Use and Motorola's Standard Terms and Conditions of Sales and Supply shall govern the purchase of the Products.



QUOTE-1749963
Centerville PD (45) Body-
Cameras (15) In-Car
Cameras; Cloud Storage

Service completion will be acknowledged in accordance with the terms of the Agreement and the Service Completion Date will be memorialized by Motorola and Customer in a writing signed by both parties.

PROJECT ROLES AND RESPONSIBILITIES OVERVIEW

MOTOROLA PROJECT ROLES AND RESPONSIBILITIES

A Motorola team, made up of specialized personnel, will be assigned to the project under the direction of the Motorola Project Manager. Team members will be multi-disciplinary and may fill more than one role. Team members will be engaged in different phases of the project as necessary.

In order to maximize efficiencies, Motorola's project team will provide services remotely via teleconference, web-conference, or other remote method in fulfilling its commitments as outlined in this SOW.

The personnel role descriptions noted below provide an overview of typical project team members. One or more resources of the same type may be engaged as needed throughout the project. There may be other personnel engaged in the project at the discretion of and under the direction of the Project Manager.

Motorola's project management approach has been developed and refined based on lessons learned in the execution of hundreds of system implementations. Using experienced and dedicated people, industry-leading processes, and integrated software tools for effective project execution and control, we have developed and refined practices that support the design, production, and testing required to deliver a high-quality, feature-rich system.

Project Manager

A Motorola Project Manager will be assigned as the principal business representative and point of contact for Motorola. The Project Manager's responsibilities include the following:

- Host the Welcome/IT Call.
- Manage the Motorola responsibilities related to the delivery of the project.
- Coordinate schedules of the assigned Motorola personnel and applicable subcontractors/supplier resources.
- Manage the Change Order process per the Agreement.
- Maintain project communications with the Customer.
- Identify and manage project risks.
- Collaborative coordination of Customer resources to minimize and avoid project delays.
- Conduct remote status meetings on mutually agreed dates to discuss project status.
- Provide timely responses to issues related to project progress.

System Technologists

The Motorola System Technologists (ST) will work with the Customer project team on system provisioning. ST responsibilities include the following:

- Provide consultation services to the Customer regarding the provisioning and operation of the Motorola system.
- Provide provisioning and training to the Customer to set up and maintain the system.
- Complete the provisioning ownership handoff to the Customer.



Any sales transaction following Motorola's quote is based on and subject to the terms and conditions of the valid and executed written contract between Customer and Motorola (the "Underlying Agreement") that authorizes Customer to purchase equipment and/or services or license software (collectively "Products"). If no Underlying Agreement exists between Motorola and Customer, then Motorola's Standard Terms of Use and Motorola's Standard Terms and Conditions of Sales and Supply shall govern the purchase of the Products.



QUOTE-1749963
Centerville PD (45) Body-
Cameras (15) In-Car
Cameras; Cloud Storage

- Complete the project-defined tasks as defined in this SOW.
- Confirmation that the delivered technical elements meet contracted requirements.
- Engagement throughout the duration of the delivery.

Technical Trainer / Instructor

The Motorola Technical Trainer / Instructor provides training either on-site or remote (virtual) depending on the training topic and deployment type purchased. Responsibilities include:

- Review the role of the Learning eXperience Portal ("LXP") in the delivery and provide Customer Username and Access Information.

CUSTOMER PROJECT ROLES AND RESPONSIBILITIES OVERVIEW

The success of the project is dependent on early assignment of key Customer resources. In many cases, the Customer will provide project roles that correspond with Motorola's project roles. It is critical that these resources are empowered to make decisions based on the Customer's operational and administration needs. The Customer's project team should be engaged from project initiation through beneficial use of the system. The continued involvement in the project and use of the system will convey the required knowledge to maintain the system post-completion of the project. In some cases, one person may fill multiple project roles. The project team must be committed to participate in activities for a successful implementation. In the event the Customer is unable to provide the roles identified in this section, Motorola may be able to supplement Customer resources at an additional price.

Project Manager

The Project Manager will act as the primary Customer point of contact for the duration of the project. The Project Manager is responsible for management of any third-party vendors that are the Customer's subcontractors. In the event the project involves multiple locations, Motorola will work exclusively with a single Customer-assigned Project Manager (the primary Project Manager). The Project Manager's responsibilities include the following:

- Communicate and coordinate with other project participants.
- Manage the Customer project team, including timely facilitation of efforts, tasks, and activities.
- Maintain project communications with the Motorola Project Manager.
- Identify the efforts required of Customer staff to meet the task requirements in this SOW and identified in the Welcome/IT Call.
- Consolidate all project-related questions and queries from Customer staff to present to the Motorola Project Manager.
- Approve a deployment date offered by Motorola.
- Monitor the project to ensure resources are available as required.
- Attend status meetings.
- Provide timely responses to issues related to project progress.
- Liaise and coordinate with other agencies, Customer vendors, contractors, and common carriers.
- Review and administer change control procedures, hardware and software certification, and all related project tasks required to meet the deployment date.
- Ensure Customer vendors' readiness ahead of the deployment date.
- Assign one or more personnel who will work with Motorola staff as needed for the duration of the project, including at least one Application Administrator for the system and one or more representative(s) from the IT department.



Any sales transaction following Motorola's quote is based on and subject to the terms and conditions of the valid and executed written contract between Customer and Motorola (the "Underlying Agreement") that authorizes Customer to purchase equipment and/or services or license software (collectively "Products"). If no Underlying Agreement exists between Motorola and Customer, then Motorola's Standard Terms of Use and Motorola's Standard Terms and Conditions of Sales and Supply shall govern the purchase of the Products.



QUOTE-1749963
Centerville PD (45) Body-
Cameras (15) In-Car
Cameras; Cloud Storage

- Identify the resource with authority to formally acknowledge and approve change orders, completion of work, and payments in a timely manner.
- Provide building access to Motorola personnel to all Customer facilities where system equipment is to be installed during the project. Temporary identification cards are to be issued to Motorola personnel, if required for access to facilities.
- Ensure remote network connectivity and access to Motorola resources.
- Provide reasonable care to prevent equipment exposure to contaminants that cause damage to the equipment or interruption of service.
- Ensure a safe work environment for Motorola personnel.
- Identify and manage project risks.
- Point of contact to work with the Motorola System Technologists to facilitate the training plan.

IT Support Team

The IT Support Team (or Customer designee) manages the technical efforts and ongoing tasks and activities of their system. Manage the Customer-owned provisioning maintenance and provide required information related to LAN, WAN, wireless networks, server, and client infrastructure. They must also be familiar with connectivity to internal, external, and third-party systems to which the Motorola system will interface.

The IT Support Team responsibilities include the following:

- Participate in overall delivery and training activities to understand the software, interfaces, and functionality of the system.
- Participate with the Customer subject matter experts during the provisioning process and training.
- Authorize global provisioning choices and decisions, and be the point(s) of contact for reporting and verifying problems and maintaining provisioning.
- Obtain inputs from other user agency stakeholders related to business processes and provisioning.
- Implement changes to Customer owned and maintained infrastructure in support of the Evidence Management System installation.

Subject Matter Experts

The Subject Matter Experts (SME or Super Users) are the core group of users involved with delivery analysis, training, and the provisioning process, including making global provisioning choices and decisions. These members should be experienced users in the working area(s) they represent (dispatch, patrol, etc.), and should be empowered to make decisions related to provisioning elements, workflows, and department policies related to the Evidence Management System.

General Customer Responsibilities

In addition to the Customer Responsibilities stated elsewhere in this SOW, the Customer is responsible for the following:

- All Customer-provided equipment, including hardware and third-party software, necessary for delivery of the System not specifically listed as a Motorola deliverable. This will include end user workstations, network equipment, camera equipment and the like.
- Configuration, maintenance, testing, and supporting the third-party systems the Customer operates which will be interfaced to as part of this project.
- Communication between Motorola and Customer's third-party vendors, as required, to enable Motorola to perform its duties.



Any sales transaction following Motorola's quote is based on and subject to the terms and conditions of the valid and executed written contract between Customer and Motorola (the "Underlying Agreement") that authorizes Customer to purchase equipment and/or services or license software (collectively "Products"). If no Underlying Agreement exists between Motorola and Customer, then Motorola's Standard Terms of Use and Motorola's Standard Terms and Conditions of Sales and Supply shall govern the purchase of the Products.



QUOTE-1749963
Centerville PD (45) Body-
Cameras (15) In-Car
Cameras; Cloud Storage

- Active participation of Customer SMEs in project delivery meetings and working sessions during the course of the project. Customer SMEs will possess requisite knowledge of Customer operations and legacy system(s) and possess skills and abilities to operate and manage the system.
- Electronic versions of any documentation associated with the business processes identified.
- Providing a facility with the required computer and audio-visual equipment for training and work sessions.
- Ability to participate in remote project meeting sessions using Google Meet or a mutually agreeable, Customer-provided, alternate remote conferencing solution.

PROJECT PLANNING

A clear understanding of the needs and expectations of both Motorola and the Customer are critical to fostering a collaborative environment of trust and mutual respect. Project Planning requires the gathering of project-specific information in order to set clear project expectations and guidelines, and set the foundation for a successful implementation.

WELCOME/IT CALL - TELECONFERENCE/WEB MEETING

A Project Planning Session teleconference will be scheduled after the Agreement has been executed. The agenda will include the following:

- Review the Agreement documents.
- Review project delivery requirements as described in this SOW.
- Provide shipping information for all purchased equipment.
- Discuss deployment date activities.
- Provide assigned technician information.
- Review IT questionnaire and customer infrastructure.
- Discuss which tasks will be conducted by Motorola resources.
- Discuss Customer involvement in provisioning and data gathering to confirm understanding of the scope and required time commitments.
- Review the initial project tasks and incorporate Customer feedback.
- Confirm CJIS background investigations and fingerprint requirements for Motorola employees and/or contractors. Required fingerprints will be submitted on Motorola provided FBI FD-258 Fingerprint cards.
- Review the On-line Training system role in project delivery and provide Customer User Name and Access Information.
- Discuss Motorola remote access requirements (24-hour access to a secured two-way Internet connection to the Motorola system firewalls for the purposes of deployment, maintenance, and monitoring).
- Discuss Customer obligation to manage change among the stakeholder and user communities.
- Review deployment completion criteria and the process for transitioning to support.

Motorola Responsibilities

- Host Welcome/IT Call.
- Request the attendance of any additional Customer resources that are instrumental in the project's success, as needed.
- Review Motorola's delivery approach and its reliance on Customer-provided remote access.
- Provide Customers with steps to follow to register for Online Training.
- Request user information required to establish the Customer in the LXP.



Any sales transaction following Motorola's quote is based on and subject to the terms and conditions of the valid and executed written contract between Customer and Motorola (the "Underlying Agreement") that authorizes Customer to purchase equipment and/or services or license software (collectively "Products"). If no Underlying Agreement exists between Motorola and Customer, then Motorola's Standard Terms of Use and Motorola's Standard Terms and Conditions of Sales and Supply shall govern the purchase of the Products.



QUOTE-1749963
Centerville PD (45) Body-
Cameras (15) In-Car
Cameras; Cloud Storage

Customer Responsibilities

Complete the Online Training registration form and provide it to Motorola within ten business days of the Project Planning Session.

- Review the received (as part of order) and completed IT questionnaire.
- Provide a customer point of contact for the project.
- Provide data for completing the policy validation form.
- Provide LXP user information as requested by Motorola.
- Verify Customer Administrator(s) have access to the LXP.

Motorola Deliverables

- Welcome Call presentation and key meeting notes
- Send an email confirming deployment date and ST assigned email
- Communicate with the Customer via email confirming shipment and tracking information.
- Instruct the Customer on How to Register for Training email.
- Provide and review the Training Plan.

SOLUTION PROVISIONING

Solution provisioning includes the configuration of user configurable parameters (unit names, personnel, and status codes). The system will be provisioned using Motorola standard provisioning parameters and will incorporate Customer-specific provisioning.

IN-CAR VIDEO PROVISIONING SCENARIO

If in-car video is a part of the system, the Motorola Application Specialist will complete the following provisioning tasks.

Motorola Responsibilities

- Conduct a remote review of the standard provisioning database with the Customer prior to the start of provisioning.
- Provide and review the Provisioning Export Worksheets with the Customer.
- Conduct a conference call with the Customer to review the completeness of the Provisioning Export Worksheets prior to the start of provisioning.

BODY WORN CAMERA PROVISIONING SCENARIO

If body worn cameras are a part of the system, the provisioning of the in-car system will generally follow the completion of the base in-car video provisioning.

Motorola Responsibilities

Configure transfer stations for connectivity to the evidence management server.

- Configure devices within the evidence management system.
- Check out devices and create a test recording.



Any sales transaction following Motorola's quote is based on and subject to the terms and conditions of the valid and executed written contract between Customer and Motorola (the "Underlying Agreement") that authorizes Customer to purchase equipment and/or services or license software (collectively "Products"). If no Underlying Agreement exists between Motorola and Customer, then Motorola's Standard Terms of Use and Motorola's Standard Terms and Conditions of Sales and Supply shall govern the purchase of the Products.



QUOTE-1749963
Centerville PD (45) Body-
Cameras (15) In-Car
Cameras; Cloud Storage

- Verify successful upload from devices after docking back into the transfer station or USB dock.

SOFTWARE INSTALLATION

ON-SITE SOFTWARE INSTALLATION

Client software will be installed on one workstations and up to 5 mobile devices to facilitate provisioning training to Customer personnel. Customer will complete software installation on the remaining workstations and cameras.

Motorola Responsibilities

- Verify system readiness.
- Request client software.
- Deliver the pre-installation preparation checklist.
- Provide instruction on client software installation and install client software on one workstation and up to five mobile devices.
- Total of training overview sessions shall not exceed 4 hours.
- Provide instruction on client software deployment utility.

Customer Responsibilities

- Provide and install workstation/mobile device hardware in accordance with specifications.
- Assign personnel to observe software installation training.
- Complete installation of client software on remaining workstations and mobile devices.
- Attend onsite deployment training sufficient to enable user proficiency.
- Complete online training.

Motorola Deliverables

- Provide a pre-installation preparation checklist.
- Provide installation guide.
- Provide training overviews on hardware/software and system administration for customers during deployment dates.

INFRASTRUCTURE VALIDATION

Hardware will be installed on the network to facilitate provisioning, testing, and will be used to provide instruction to Customer personnel after the complete software installation.

Motorola Responsibilities

- Verify that the server is properly racked and connected to the network.
- Verify that access points are properly installed and connected to the network.
- Verify that transfer stations are connected to the network and configured.

Customer Responsibilities



Any sales transaction following Motorola's quote is based on and subject to the terms and conditions of the valid and executed written contract between Customer and Motorola (the "Underlying Agreement") that authorizes Customer to purchase equipment and/or services or license software (collectively "Products"). If no Underlying Agreement exists between Motorola and Customer, then Motorola's Standard Terms of Use and Motorola's Standard Terms and Conditions of Sales and Supply shall govern the purchase of the Products.



QUOTE-1749963
Centerville PD (45) Body-
Cameras (15) In-Car
Cameras; Cloud Storage

- Verify that the server network has access to the internet for software installation and updates.
- Verify that the network routing is correct for the transfer stations and access points to communicate with the server.
- Verify that the client computers can access the server on the required ports.

HARDWARE INSTALLATION

Physical installation of hardware (i.e. servers, cameras, Access Points, WiFi docs, etc.) is not included in the standard scope of the solution. If a custom quote for installations is included in this purchase, Motorola will manage the subcontractor and their deliverables as part of this SOW. Customers who perform or procure their own installations assume all installation responsibilities including cost, oversight and risk.

SYSTEM TRAINING

Motorola training consists of both computer-based (online) and instructor-led (on-site or remote). Training delivery methods vary depending on course content. Self-paced online training courses, additional live training, documentation, and resources can be accessed and registered for on the Motorola's LXP.

ONLINE TRAINING

Online training is made available to the Customer via Motorola's LXP. This subscription service provides the Customer with continual access to our library of online learning content and allows users the benefit of learning at times convenient to them. Content is added and updated on a regular basis to keep information current. This training modality allows the Customer to engage in training when convenient.

A list of available online training courses can be found in the Training Plan.

Motorola Responsibilities

- Designate a LXP Administrator to work with the Customer.
- Establish an accessible instance of the LXP for the Customer.
- Organize content to align with the Customer's selected technologies.
- Create initial Customer user accounts and a single Primary Administrator account.
- During on-boarding, assist the Customer with LXP usage by providing training and job aids as needed.
- Create and maintain user role Learning Paths defined by the Customer.
- Install security patches when available.
- Provide technical support for user account and access issues, base system functionality, and Motorola Solutions-managed content.
- Monitor the Learning Subscription server. Provide support for server incidents.

Customer Responsibilities

- Provide user information for the initial creation of accounts.
- Provide network and internet connectivity for the Customer's users to access the LXP.
- The customer's primary LXP administrator should complete the following self-paced training: LXP Introduction online course (LXP0001), LXP Primary Site Administrator Overview online course (LXP0002), and LXP Group Administrator Overview (LXP0003)
- Advise agency learners of the availability of training via the LXP.
- Ensure users complete LXP training in accordance with the Project Schedule.



Any sales transaction following Motorola's quote is based on and subject to the terms and conditions of the valid and executed written contract between Customer and Motorola (the "Underlying Agreement") that authorizes Customer to purchase equipment and/or services or license software (collectively "Products"). If no Underlying Agreement exists between Motorola and Customer, then Motorola's Standard Terms of Use and Motorola's Standard Terms and Conditions of Sales and Supply shall govern the purchase of the Products.



QUOTE-1749963
Centerville PD (45) Body-
Cameras (15) In-Car
Cameras; Cloud Storage

- Order and maintain subscriptions to access Motorola's LXP.
- Contact Motorola Solutions to engage Technical Support when needed.

Motorola Deliverables

- LXP Enable

INSTRUCTOR-LED TRAINING (ONSITE AND REMOTE)

A list of Instructor-Led and Virtual Instructor-Led courses can be found in the Training Plan.

Motorola Responsibilities

- Deliver User Guides and training materials in electronic .PDF format.
- Perform training in accordance with the Training Plan.
- Provide Customer with training Attendance Rosters and summarize any pertinent observations that may impact end user training.

Customer Responsibilities

- Supply classrooms with a workstation for the instructor (if Onsite) and at least one workstation for every student based on the requirements listed in the Training Plan.
- Designate training representatives who will work with the Motorola trainers in the delivery of training.
- Conduct end user training in accordance with the Project Schedule.

Motorola Deliverables

- Electronic versions of User Guides and training materials.
- Attendance Rosters.
- Technical Training Catalog.

FUNCTIONAL VALIDATION AND PROJECT CLOSURE

The objective of Functional Validation is to demonstrate the features and functions of the system in the Customer's provisioned environment. The functional demonstration may not exercise all functions of the system, if identified as not being applicable to the Customer's operations or for which the system has not been provisioned. The functional demonstration is a critical activity that must occur following the completion of provisioning.

Motorola Responsibilities

- Conduct a power on functional demonstration of the installed system per the deployment checklist
- Manage to resolution any documented punch list items noted on the deployment checklist.
- Provide trip report outlining all activities completed during the installation as well as outstanding follow up items
- Provide an overview of the support process and how to request support.
- Walk through support resources, web ticket entry and escalation procedures.
- Provide a customer survey upon closure of the project.

Customer Responsibilities



Any sales transaction following Motorola's quote is based on and subject to the terms and conditions of the valid and executed written contract between Customer and Motorola (the "Underlying Agreement") that authorizes Customer to purchase equipment and/or services or license software (collectively "Products"). If no Underlying Agreement exists between Motorola and Customer, then Motorola's Standard Terms of Use and Motorola's Standard Terms and Conditions of Sales and Supply shall govern the purchase of the Products.



QUOTE-1749963
Centerville PD (45) Body-
Cameras (15) In-Car
Cameras; Cloud Storage

- Witness the functional demonstration and acknowledge its completion via signature on the deployment checklist.
- Participate in prioritizing the punch list.
- Coordinate and manage Customer action as noted in the punch list.
- Provide signatory approval on the deployment checklist providing Motorola with final acceptance.
- Complete Customer Survey.





Purchase Order Checklist	
Marked as PO/ Contract/ Notice to Proceed on Company Letterhead (PO will not be processed without this)	
PO Number/ Contract Number	
PO Date	
Vendor = Motorola Solutions, Inc.	
Payment (Billing) Terms/ State Contract Number	
Bill-To Name on PO must be equal to the <i>Legal</i> Bill-To Name	
Bill-To Address	
Ship-To Address (If we are shipping to a MR location, it must be documented on PO)	
Ultimate Address (If the Ship-To address is the MR location then the Ultimate Destination address must be documented on PO)	
PO Amount must be equal to or greater than Order Total	
Non-Editable Format (Word/ Excel templates cannot be accepted)	
Bill To Contact Name & Phone # and EMAIL for customer accounts payable dept	
Ship To Contact Name & Phone #	
Tax Exemption Status	
Signatures (As required)	