

RESOLUTION NO. 99-24
CITY OF CENTERVILLE, OHIO

SPONSORED BY COUNCILMEMBER Johanne Rau ON THE
16th DAY OF September, 2024.

A RESOLUTION ADOPTING THE AGE-FRIENDLY ACTION
PLAN FOR THE CITY OF CENTERVILLE.

WHEREAS, the City of Centerville is enrolled in the AARP Network of Age-Friendly States and Communities; and

WHEREAS, the network encourages states, counties, cities and rural areas to prepare for the rapid aging of our nation's population and encourages elected and local leaders to strengthen the features and services that help make communities livable for all residents; and

WHEREAS, the City of Centerville supports the Centerville Age-Friendly Action Plan and engagement with community partners to determine actions to be pursued in support of the identified strategies; and

WHEREAS, the Centerville City Council previously indicated support for initiatives and opportunities to engage in the Network of Age-Friendly Cities and Communities that encourage and promote public policies supporting healthy aging; directed the application to AARP to join the Network of Age Friendly Communities; and directed the convening of the Age Friendly Centerville Initiative to actively seek input from diverse stakeholders, including older residents, to evaluate current and potential age friendly initiatives, services, and programming in our community and to develop an action plan specific to the City of Centerville; and

WHEREAS, the Centerville Age Friendly Action Plan was presented to City Council on September 16, 2024.

NOW THEREFORE, THE MUNICIPALITY OF CENTERVILLE
HEREBY RESOLVES:

Section 1. That the Age-Friendly Action Plan, attached hereto and marked as Exhibit "A" be hereby adopted by the City of Centerville, Ohio.


Section 2. That this Resolution shall take effect at the earliest date allowed by law.

PASSED THIS 16th day of September, 2024.



Mayor of the City of Centerville, Ohio

ATTEST:



Clerk of Council
City of Centerville, Ohio

CERTIFICATE

The undersigned, Clerk of Council of the City of Centerville, Ohio, hereby certifies the foregoing to be a true and correct copy of Resolution No. 99-24, passed by the Council of the City of Centerville, Ohio on the 16th day of September, 2024.



Clerk of the Council

Approved as to form, consistency
with existing ordinances, the
charter & constitutional provisions
Department of Law
Scott A. Liberman
Municipal Attorney

*City of
Centerville*

Age-Friendly Action Plan




Vision, goals and actions
for a lifelong connected,
healthy and engaged
community



Published 2024

Table of Contents

- 03** Age-Friendly Focus Group
- 04** Executive Summary
- 05** Mayor’s Age-Friendly Designation Letter
- 06** Age-Friendly Designation Resolution
- 08** Age-Friendly Designation Process
- 09** Centerville Demographic Information
- 10** Survey Results
- 11** SWOT Analysis
- 12** Age-Friendly Action Plan



Age-Friendly Focus Group

Brooks Compton, Centerville Mayor

JoAnne Rau, Centerville City Council Member

Bill Serr, Centerville City Council Member

Wayne Davis, Centerville City Manager

Mariah Vogelgesang, Centerville Assistant City Manager

Kate Bostdorff, Centerville Communications Director

Drew Simon, Centerville Community Resources Coordinator

Erik Collins, Centerville Development Director

Donna Kastner, The Dayton Foundation

Kristen Marks, Centerville-Washington Park District

Liz Fultz, Washington-Centerville Public Library

Jason Riley, Centerville-Washington Diversity Council

Michael Bevis, Centerville-Washington Foundation

Jackie D'Aurora, Graceworks Lutheran Services

Kelly Lance, St. Leonard CHI Living Communities

Terrea Little, Premier Health

Nick Moshos, Dots Market

Robert Daley, Community Member




Jack Lohbeck, Community Member

Steve Makovec, Community Member



Executive Summary

According to the United States Census Bureau estimates, the City of Centerville has a population of 24,250. Of that, 29.4% are residents aged 65 and older. According to a June 2, 2023 Dayton Daily News article, Centerville has the “oldest population in the state.” The City is dedicated to addressing issues affecting the growing population of older adults. The Age-Friendly Focus Group, comprised of stakeholders in our community, is charged with collaborating with institutions, organizations and staff to explore and prepare for a better future for residents of all ages. A Community Livability Survey was conducted in the Summer of 2023. The results provided the data upon which the Centerville Age-Friendly Action Plan is based, noting the top three areas of focus: housing, communication and information and civic participation and employment.





Brooks A. Compton, Mayor | Wayne S. Davis, City Manager

April 21, 2021

Bill Armbruster
Senior Advisor, AARP Livable Communities
601 E St. NW
Washington, DC 20001

Dear Mr. Armbruster,

On behalf of the City of Centerville, we are pleased to submit this letter detailing our ongoing commitment to making the City equitable for people of all ages. In doing so, we respectfully request membership in the AARP Age-Friendly Community Network.

The City of Centerville works towards accomplishing the goals established in our Five-Year Strategic Plan, which are very much in line with The Eight Domains of Livability outlined by AARP. It is our intention to progress as an inclusive community by improving our local housing stock, as well as our outdoor spaces and buildings with increased ADA accessibility. We will also continue to engage with partner organizations that have experience in each of the remaining domains to best maximize our efforts.

The City of Centerville intends to take the following actions in the pursuit of becoming an AARP Age-Friendly Community:

- Develop and distribute an official survey.
- Establish a focus group which will include residents, community partners and City representatives.
- Strategically charter a livable and age-friendly community action plan.
- Evaluate the survey, focus groups and action plan process to enhance inclusivity.

We appreciate your consideration as we request to join AARP's Network of Age-Friendly Communities and cultivate a more comfortable, supportive environment for residents of all ages.

Sincerely,

Brooks Compton, Mayor
City of Centerville

Wayne Davis, City Manager
City of Centerville

RESOLUTION NO. 23-22
CITY OF CENTERVILLE, OHIO

21st SPONSORED BY COUNCILMEMBER JoAnne Rau ON THE
DAY OF March, 2022.

A RESOLUTION AUTHORIZING THE CITY OF CENTERVILLE TO APPLY FOR A MVRPC INSTITUTE FOR LIVABLE AND EQUITABLE COMMUNITIES GRANT FOR DESIGNATION AS A LIVABLE AND AGE-FRIENDLY COMMUNITY AND RATIFYING THE ACTIONS TAKEN BY THE CITY MANAGER IN TAKING ALL STEPS NECESSARY TO EXECUTE THE GRANT APPLICATION.

WHEREAS, the Miami Valley Regional Planning Commission Institute for Livable and Equitable Communities administers the Miami Valley Age-Friendly Grant; and

WHEREAS, the City of Centerville, Ohio, desires to apply for said grant of \$10,000 from the DMH-Dayton Fund at the Dayton Foundation to pursue AARP Age-Friendly Communities designation.


NOW THEREFORE, THE MUNICIPALITY OF CENTERVILLE HEREBY RESOLVES:

Section 1. That the City of Centerville City Council approves of the filing of an application for the Miami Valley Regional Planning Commission Institute for Livable and Equitable Communities administers the Miami Valley Age-Friendly Grant for financial assistance for the AARP Age-Friendly Communities designation.

Section 2. That the City Manager's actions in executing the grant application or any related agreements is hereby ratified and he is further directed to execute and file any additional documentation and to provide all information and documentation required to become eligible for possible funding assistance from the grant.

Section 3. That this Resolution shall take effect at the earliest date allowed by law.

PASSED THIS 21st day of March, 2022.



Mayor of the City of Centerville, Ohio

ATTEST:



Clerk of Council
City of Centerville, Ohio

CERTIFICATE

The undersigned, Clerk of Council of the City of Centerville, Ohio, hereby certifies the foregoing to be a true and correct copy of Resolution No. 23-22, passed by the Council of the City of Centerville, Ohio on the 21st day of March, 2022.



Clerk of the Council

Approved as to form, consistency
with existing ordinances, the
charter & constitutional provisions
Department of Law
Scott A. Liberman
Municipal Attorney

Age-Friendly Designation Process

The City of Centerville joined the rapidly expanding AARP Network of Livable Communities (ALCN) in 2021 to utilize the ALCN template to evaluate and identify where and how the City of Centerville could help to create a more equitable future for residents of all ages. This work was done in partnership with The Dayton Foundation and Miami Valley Regional Planning Commission.

In 2023, the City conducted a Community Living survey using portions of a template developed and approved by the American Association of Retired Persons (AARP). The survey was mailed to more than 13,000 Centerville addresses and requested feedback on issues related to safety, accessibility, recreation and overall satisfaction. More than 900 valid responses were received.

In 2023, an Age-Friendly Focus Group was created to assess the findings of the survey and create an action plan. Selecting members for the Focus Group involved an open call for interest as well as requests to stakeholder organizations, institutions and businesses. The group created goals and objectives to address what they selected as focus areas: housing, communication and information and civic participation.

The Focus Group will meet annually to evaluate progress on the Age-Friendly Action Plan.





Centerville Demographics

United States Census Bureau



24,240
2020 population

53.1%
Female

46.9%
Male

49.7
Median age in
Centerville

39.1
Median age in
Montgomery Co.

39.9
Median age
in Ohio

29.4%
65 years and older
in Centerville

18.8%
65 years and older
in Montgomery Co.

18.4%
65 years and older
in Ohio

85.0% identify as white

9.7% veteran population

\$79,509 median household income

49.4% hold bachelor's degree or higher

Age-Friendly Survey Results

The survey was available for all residents of Centerville aged 18 and older. The survey was mailed to 13,537 households in the City of Centerville. A total of 962 valid responses were received. The online survey measured:

- Satisfaction with quality of life
- Why residents choose to live in Centerville
- Things that make life difficult in Centerville
- Highlights to show visitors in the City and things to avoid
- Resident suggestions for change and improvement
- Resident aspirations for the future of Centerville
- Future plans to stay or leave their current residence
- Business and economic development
- Mobility, safety and transportation
- City services
- Demographics

Overall, resident satisfaction is extremely high in Centerville. People love Centerville because of:

- High-quality schools
- A feeling of safety and peace
- The positive and strong community
- Wonderful neighborhoods and parks
- Quality shopping accessible to them

There were some concerns and suggestions on how to preserve the qualities they love about Centerville and improve where needed. The most frequently mentioned issues were:

- Taxation and affordability
 - Property taxes, particularly for retirees
- Traffic and infrastructure
 - Road conditions and parking issues
 - Traffic flow in Uptown
 - Speeds in residential areas
- Community connectivity and safety
 - Adding more sidewalks, bike lanes and crosswalks
 - More multi-use trails and gathering areas
 - Community activities that bring people together

**91% of
respondents
were either
satisfied or very
satisfied with
the City.**

SWOT Analysis

The Age-Friendly Focus Group completed a Strengths, Weaknesses, Opportunities and Threats (SWOT) Analysis for the City of Centerville. A SWOT analysis is a strategic planning and management technique.

Strengths:

- Schools
- Parks
- Libraries
- Sense of community
- Senior housing options
- Core municipal services
- Civic engagement
- Resources
- Strong churches
- Strong volunteer involvement
- Stable governments
- Safe community; low crime
- Low cost of living
- Quality healthcare
- Proximity to other cities
- Recreation services
- Approach toward housing

Weaknesses:

- Walkability/Commuter culture mindset
- Accessible parking
- High tax structure
- Built out for development
- Limited housing stock
- Affordable senior housing
- Traffic
- Lack of central mechanism or process for engagement with community

Opportunities:

- Engaging a willing community
- Safety education
- Activate volunteerism
- Modern elder workforce
- Normalize public transportation
- Find funding/grant opportunities
- Engage renters/use rental registry
- More bike/walking trails/paths

Threats:

- Large school district
- Failing levies
- Aging community
- Lack of available/modern housing; aging housing stock
- Falling median income



Age-Friendly Action Plan

Focus Area One: Housing

AARP surveys consistently find that the vast majority of older adults want to reside in their current home or community for as long as possible. Doing so is possible if a home is designed or modified for aging in place, or if a community has housing options that are suitable for differing incomes, ages and life stages.

1. Conduct a windshield survey of property conditions
2. Review and update existing Centerville Housing Study
 - i. Break down geographic areas of need and opportunity
3. Identify programs to help homeowners
 - i. Incorporate a façade improvement program for single-family homes
 - ii. Connect residents with aid for service needs
4. Identify opportunities for increasing housing stock for older residents
5. Create a registry of problem properties and those delinquent on property taxes
6. Create rules and standard operating procedures for rental properties
7. Promote Community Reinvestment Area opportunities



Focus Area Two: Communication and Information

We now communicate in ways few could have imagined a decade ago. Age-friendly communities recognize that information needs to be shared through a variety of methods since not everyone is tech-savvy, and not everyone has a smartphone or home-based access to the internet.

1. Explore feasibility of a branded communications hub
 - i. Identify the owner
 - ii. Partner with local jurisdictions
 - iii. Function as “yellow pages”
2. Develop multimedia suite for information sharing
 - i. Print
 - ii. Digital
 - iii. Mobile
 - iv. Streaming
 - v. Video
 - vi. Ensure cost-effective model
3. Identify curriculum needs
 - i. Public safety
 - ii. Technology
 - iii. Home Maintenance
 - iv. Medical/Health
4. Expand partnerships for resources








Focus Area Three: Civic Participation and Employment

Why does work need to be an all or nothing experience? An age-friendly community encourages older people to be actively engaged in community life and has opportunities for residents to work for pay or volunteer their skills.

1. Connect local businesses with workforce opportunities
2. Identify volunteer opportunities for senior citizens and engage them
3. Inform and engage groups of older residents on local, state and national issues
 - i. Provide opportunities for older residents to connect with government leaders
4. Improve transportation and accessibility
 - i. Uptown Walkability Study
 - ii. Work with RTA to ensure bus stops are adequate





 937-433-7151

 100 W. Spring Valley Rd.

 centervilleohio.gov